

STANDARD EXECUTIONS

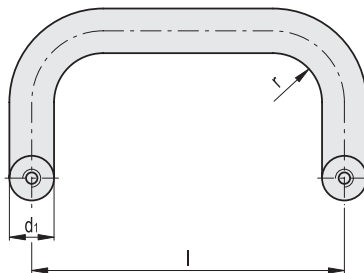
- **GN 426.1-AL-20**: aluminium bar, Ø 20 mm, epoxy resin coating, RAL 9005 black colour, matte finish. Threaded blind holes.
- **GN 426.1-AL-28**: aluminium tube Ø 28 mm, thickness 4 mm, aluminium tapped bosses in the tube, epoxy resin coating, RAL 9005 black colour, matte finish.
- **GN 426.6-20-A**: AISI 304 stainless steel bar Ø 20 mm, sandblasted matte finish. Threaded blind holes.
- **GN 426.6-28-A**: AISI 304 stainless steel tube Ø 28 mm, thickness 2 mm, AISI 303 stainless steel tapped bosses in the tube, sandblasted matte finish.



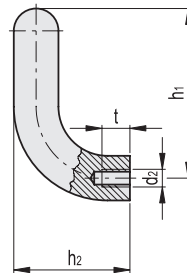
SPECIAL EXECUTIONS ON REQUEST

- Different lengths.
- GN 426.1-SR: executions with epoxy resin coating, RAL 9006 grey colour, matte finish.
- GN 426.6-B: for assembly opposed to the standard execution.

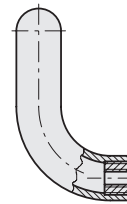
Conversion Table	
1 mm = 0,039 inch	
mm	inch
200	7.87
250	9.84
300	11.81
350	13.78
500	19.68



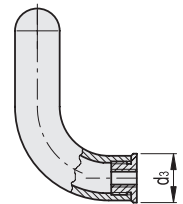
GN 426.1-AL-20
GN 426.6-20-A



GN 426.1-AL-28



GN 426.6-28-A



GN 426.1



Code	Description	d1	l±0.25	d2	h1	h2	r	tmin	⚖
GN.26961	GN 426.1-AL-20-200-SW	20	200	M8	105	68	22	15	380
GN.26971	GN 426.1-AL-20-300-SW	20	300	M8	105	68	22	15	475
GN.26991	GN 426.1-AL-28-250-SW	28	250	M10	125	78	32	15	430
GN.27001	GN 426.1-AL-28-350-SW	28	350	M10	125	78	32	15	505
GN.27003	GN 426.1-AL-28-500-SW	28	500	M10	125	78	32	15	505

GN 426.6



Code	Description	d1	l±0.5	d2	d3	h1	h2	r	tmin	⚖
GN.27021	GN 426.6-20-200-A	20	200	M8	-	105	68	22	15	1094
GN.27022	GN 426.6-20-300-A	20	300	M8	-	105	68	22	15	1357
GN.27025	GN 426.6-28-250-A	28	250	M10	32	128	90	32	17	820
GN.27027	GN 426.6-28-350-A	28	350	M10	32	128	90	32	17	950
GN.27029	GN 426.6-28-500-A	28	500	M10	32	128	90	32	17	1160